


KE-USB36 Keyboard Encoder

Programmable USB Keyboard and Mouse Interface to your USB Port



The KE-USB36 provides an interface from switches and other input devices to the PC USB port. Any keystroke emulated with the KE-USB36 may also be modified with a Ctrl, Alt, or Shift function, or any combination of the three modifiers. All inputs on the KE-USB36 are individual inputs, activated by shorting to the provided logic ground. Any standard keystroke can be emulated on an input. In addition to keystrokes, the KE-USB36 inputs can be programmed to emulate Left, Middle, and Right Mouse Buttons.

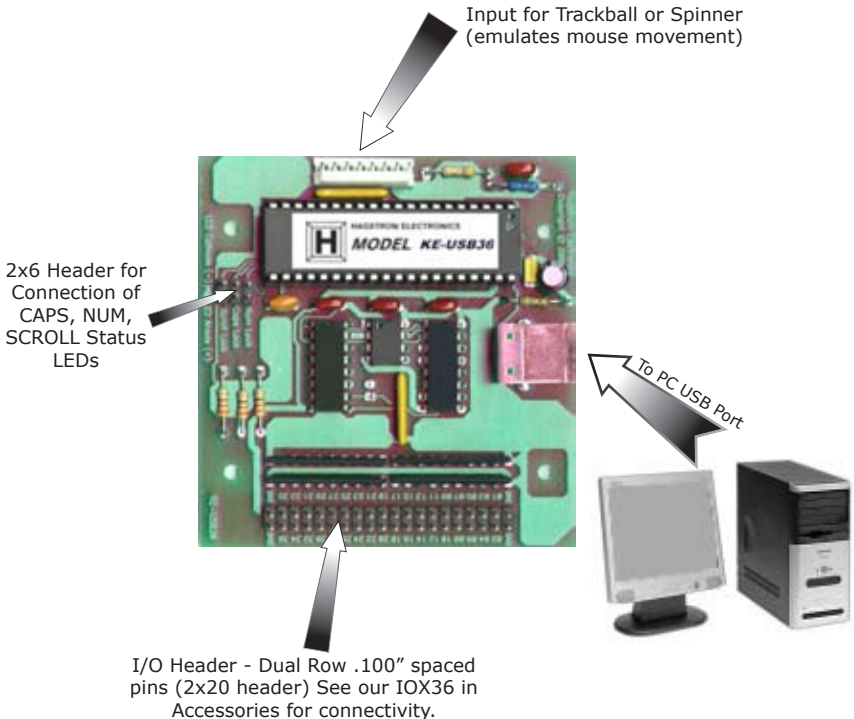
The KE-USB36 features a Trackball or Spinner input to convert signals from these devices to mouse movement.

The KE-USB36 is programmed through the USB port of the PC using the programming application included with the unit. Once programmed, the configuration is stored on the unit in non-volatile memory.

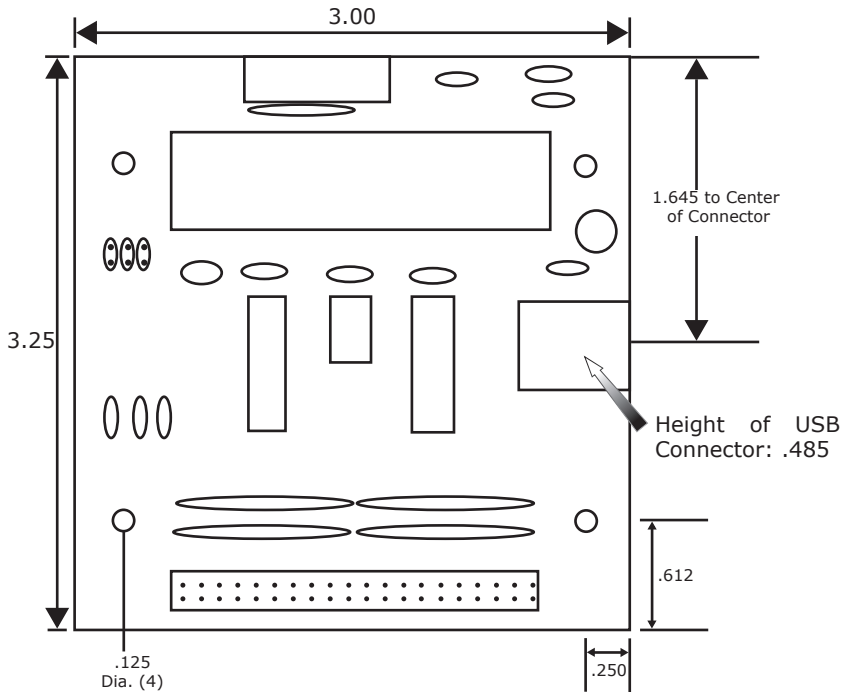
All power for the KE-USB36 is taken from the PC USB port, so no other voltage supply is required.

KE-USB36 Features

- Provides all necessary communication to the PC, so it will properly boot the PC without any other keyboard device attached.
- Programmable. The 36 input pins can be individually programmed to emulate any key from the standard keyboard as well as mouse button clicks.
- Assign a macro function to an input. Ctrl, Alt, Shift, or a combination of those keys can be combined with a keystroke. (Ex: Shift+F1, Ctrl+F1, etc.)
- Uses a standard USB A-B male/male cable to attach to the PC.
- Includes easy-to-use Windows PC application to configure the KE-USB36.
- Configuration stored in non-volatile memory. The KE-USB36 maintains the configuration, even with power off.
- Trackball/spinner input allows conversion of those signals to mouse movement. The KE-USB36 will operate with or without a trackball or spinner attached to this input.



KE-USB36 Specifications



Note: Dimensions are in inches.

Operating Voltage	5 Volts DC, Supplied from USB port (Bus powered)
Operating Current	100 ma Maximum
Operating Temperature	0 to 70 Degrees C
Input Header	2x20, with 36 individual inputs and 4 Ground connections. .025" square pins spaced at .100"
Required Inout Current	1.2 ma sink current typical
Input Active Time	The input must be active for at least 20 msec to be considered valid.