


KEAD6 USB Potentiometer Interface

Programmable 6 Channel Potentiometer Interface to the PC's USB port



The KEAD6 converts signals from potentiometer devices into USB joystick movement and/or USB keystrokes on a PC.

Each of the six channels on the KEAD6 may be independently programmed to emulate a standard joystick axis, send keystrokes based on potentiometer movement, or both of those actions.

For channels selected to send joystick axis information, any program which recognizes a standard joystick device will be able to recognize and read the axis type as well as the position. The KEAD6 allows a channel to be defined as any one of the 16 standard joystick axis types as listed under the section "KEAD6 Features" on the following page.

When a channel is programmed to send keystrokes in response to the potentiometer movement, the user may divide the channel into 2, 4, 8, 16 or 32 steps. Each of those steps may be assigned a keystroke to be generated when the potentiometer's signal reaches that particular step. The KEAD6 also offers a directional mode. This mode allows keystrokes to be produced based on the potentiometer's increasing or decreasing signal value.

In addition to using the input channels to produce keystroke and joystick movement, the KEAD6 may be used as an analog to digital

Order Toll Free: 888-690-9080

converter. The voltage level of each channel can be read as an 8 bit value by the user's own software utilizing a DLL supplied with the KEAD6.

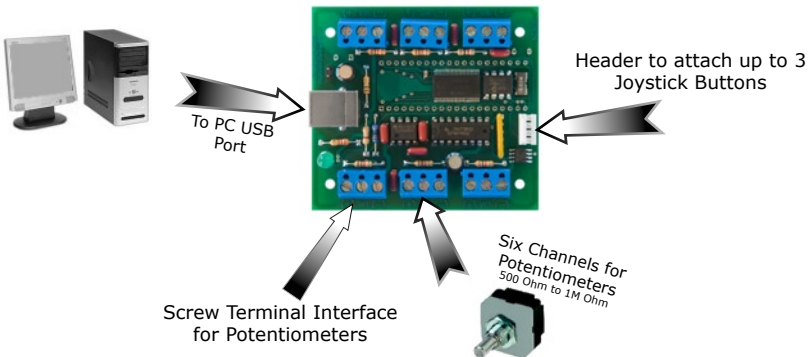
The KEAD6 is programmed through the USB port of the PC with an easy to use programming application included with the unit. Once programmed, the configuration is stored on the KEAD6 in non-volatile memory.

A header is provided for interfacing three joystick buttons. Attach up to three switches to create joystick button activations.

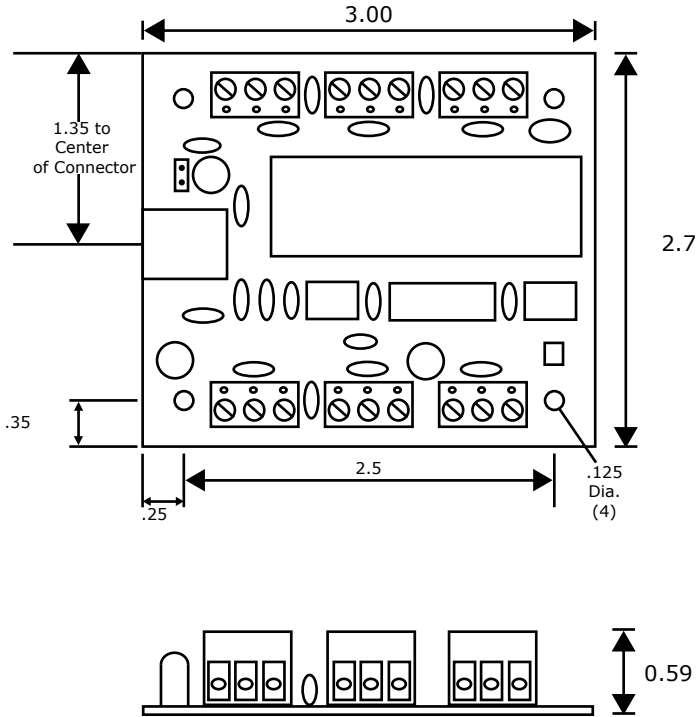
All power for the KEAD6 is taken from the PC USB port, so no other voltage supply is required.

KEAD6 Features

- Emulates a USB keyboard and joystick with standard USB drivers.
- Works as the only keyboard on a PC or in addition to other USB or PS/2 keyboards attached to the PC.
- Each channel can be used to send movement as a joystick axis or control: X, Y, Z, Rx, Ry, Rz, Vx, Vy, Vz, Vbrx, Vbry, Vbrz, Vno, Slider, Dial or Wheel.
- Each signal step or signal direction can be programmed to emulate any standard keystroke, including keystrokes modified by Shift, Alt, or Ctrl. (EX: Ctrl+F1)
- A timer which periodically sends out the keystroke assigned to the potentiometer position can be enabled for any channel.
- Can be used as an analog to digital converter. The voltage level of each channel can be read as an 8 bit value by the user's custom software by utilizing an included dll.
- Supplied with a PC application used to configure the KEAD6.
- Connects to the PC with a standard A-B USB Cable (KE-USBMM6).
- Emulates Three joystick buttons from the user's switches.



KEAD6 Specifications



Note: Dimensions are in inches.

| | |
|----------------------------|-----------------------------------|
| Operating Voltage | 5 Volts DC +/- 5% |
| Operating Current | 15 ma Typical + potentiometers |
| Operating Temp. | 0 to 70 Degrees C |
| PC Interface | USB |
| Potentiometer Range | 500Ω to 1MΩ |

Order Toll Free: 888-690-9080